

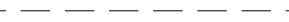



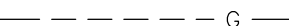
























LEGEND

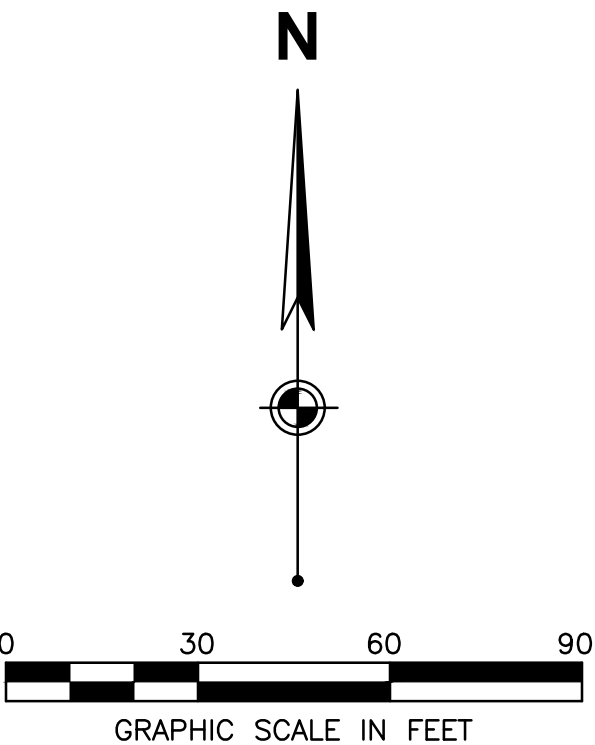
- | | |
|-------------------------------------------------------------------------------------|----------------------------------|
|  | EXISTING EASEMENT LINE |
|  | EXISTING GUARDRAIL |
|  | EXISTING FENCE |
|  | EXISTING PARKSPACE |
|  | EXISTING TREE LINE |
|  | EXISTING WATER LINE |
|  | EXISTING SANITARY LINE |
|  | EXISTING STORM LINE |
|  | EXISTING GAS LINE |
|  | EXISTING OVERHEAD ELECTRIC |
|  | EXISTING SIGN |
|  | EXISTING SANITARY MANHOLE |
|  | EXISTING STORM MANHOLE |
|  | EXISTING DRAINAGE STRUCTURE |
|  | EXISTING WATER VALVE |
|  | EXISTING FIRE HYDRANT |
|  | EXISTING TELEPHONE PEDESTAL |
|  | EXISTING UTILITY POLE |
|  | EXISTING LIGHT POLE |
|  | EXISTING GUY WIRE |
|  | EXISTING TELEPHONE MANHOLE |
|  | EXISTING ELECTRIC MANHOLE |
|  | SANITARY SEWER LATERAL |
|  | UNDERGROUND TELEPHONE & ELECTRIC |
|  | STORM LATERAL |
|  | GAS SERVICE |
|  | WATER LATERAL |
|  | CLEANOUT |
|  | CATCH BASIN |

KEYNOTES


1. CONNECT TO EXISTING UTILITY PER AGENCY REQUIREMENTS.
2. UNDERGROUND PRIMARY ELECTRIC (BY DUKE ENERGY).
3. PRIMARY GAS SERVICE (BY CONTRACTOR).
4. PRIMARY UNDERGROUND TELEPHONE SERVICE.
5. PRIMARY WATER SERVICE.
6. PROPOSED 36" DIAMETER WATER METER VAULT. (SEE DETAIL ON SHEET

UTILITY NOTES

1. CONTRACTOR TO VERIFY THE HORIZONTAL AND VERTICAL LOCATION OF ALL EXISTING UTILITIES PRIOR TO CONSTRUCTION.
2. ALL DIMENSIONS ARE TO THE CENTERLINE OF PIPE, CENTER OF MANHOLE, EDGE OF PAVEMENT, OR FACE OF CURB WHERE APPLICABLE.
3. GENERAL CONTRACTOR SHALL BE RESPONSIBLE FOR ALL TAP AND TIE-IN FEES REQUIRED. CONTRACTOR SHALL COORDINATE CONSTRUCTION OF UTILITIES WITH THE APPROPRIATE UTILITY COMPANY.
4. ALL TRENCHING, PIPE LAYING, AND BACKFILLING SHALL BE IN ACCORDANCE WITH FEDERAL OSHA REGULATIONS.
5. PROVIDE CONCRETE ENCASEMENT FOR ALL SANITARY SEWER SERVICE WHICH HAS LESS THAN TWO FEET OF COVER.
6. MAINTAIN TEN (10) FEET HORIZONTAL, AND EIGHTEEN (18) INCHES VERTICAL SEPARATION BETWEEN WATER MAIN AND SANITARY SEWER AND/OR STORM SEWER UNLESS NOTED OTHERWISE. WHERE THE EIGHTEEN (18) INCHES OF VERTICAL SEPARATION IS NOT POSSIBLE, THE SEWER SHOULD BE CONCRETE ENCASED UNLESS NOTED OTHERWISE.



CONSULTANTS



RS&H Ohio, Inc.

**670 Morrison Road, Suite 260
Gahanna, Ohio 43230
614-501-6331 FAX 614-501-6341**


www.rsandh.com

Ohio Certificate Nos. 00242745-ARC * 01751



7400 TYLERSVILLE ROAD
WEST CHESTER, OH 45069

**THESE DRAWINGS ARE NOT APPROVED
UNLESS SIGNED AND SEALED BELOW.**



REVISIONS

[illegible]

DATE ISSUED: 14 SEPTEMBER, 2018

CHECKED BY: **BLS**

DESIGNED BY: MTF

DRAWN BY: ANM

AEP PROJECT NUMBER

524 000 0000

© 2018 RS&H, INC.

SHEET TITLE

UTILITY PLAN

SHEET NUMBER

C400

DESIGN DEVELOPMENT